



Republic of the Philippines  
Department of Education  
Cordillera Administrative Region  
**DIVISION OF BAGUIO CITY**  
Upper Session Road Extension, Baguio City  
Tel. No.: 446-0275 Fax: (074) 442-7819



~~RECEIVED~~ DIVISION OF  
BAGUIO CITY  
APR 14 2016  
**RELEASED**


**DIVISION MEMORANDUM**

No. 124 s. 2016

**Key Performance Indicator Target for SYs 2016 – 2019**

To : Public Schools District Supervisor  
Elementary and Secondary School Heads  
Other Concerned

1. This is to inform the field on the Basic Education Key Performance Indicators (BE-KPIs) of the Division for SY 2016 – 2019.
2. All schools shall adopt the KPIs as basis for educational planning and other related purpose thereof.
3. Attached is the list of targets on the Key Performance Indicators for SY 2016-2019.
4. Immediate and wide dissemination of this memorandum to all concerned is desired.

  
**FRANCIS CESAR B. BRINGAS, CESO VI**  
Schools Division Superintendent

**TARGET KEY PERFORMANCE INDICATORS:**

KPIs	School Year 2016-2017						School Year 2017-2018						School Year 2018-2019					
	PUBLIC		PRIVATE		COMBINED		PUBLIC		PRIVATE		COMBINED		PUBLIC		PRIVATE		COMBINED	
	Elementary	Secondary	Elementary	Secondary	Elementary	Secondary	Elementary	Secondary	Elementary	Secondary	Elementary	Secondary	Elementary	Secondary	Elementary	Secondary	Elementary	Secondary
GER					119.73	108.34					119.73	108.34					119.73	108.34
NER					87.56	71.49					87.56	71.49					87.56	71.49
NIR	92				92		94.4				94.4		100				100	
CSR	94.19	90.93	97.88	95.88	97.05	92.86	94.32	91.69	98.72	96.93	97.73	93.99	94.45	92.45	99.57	97.98	98.41	95.12
CR	90.72	79.87	81.1	91.46	88.41	90.47	91.23	81.92	90.55	91.86	94.21	93.34	91.75	83.97	100	92.26	100	96.22
SLR	0.32	5.46	1.16	2.68	0.3	5.23	0.22	5.29	0.9	2.34	0.21	5	0.16	5.13	0.64	2	0.14	4.77
NAT	61.94	52.37	53.08	54.09	54.1	52.41	62.24	52.41	53.59	54.87	54.89	52.76	62.53	52.42	54.12	55.67	55.69	53.11
DR	0.57	1.46	0	0	0.22	0.732	0.48	1.19	0	0	0.18	0.596	0.41	0.97	0	0	0.14	0.486
RR	97.48	94.21	97.79	96.31	96.84	92.19	97.53	94.38	98	97.77	96.65	91.71	97.58	94.56	97.89	97.01	94.47	91.23
A&E Enrolment					100	790					80	540					60	530
A&E Completers					80	620					70	600					60	580
A&E Takers					40	600					35	530					35	520
A&E Passers					26	350					26	350					26	350

Legend: GER – Gross Enrollment Ratio  
 NER – Net Enrollment Ratio  
 NIR – Net Intake Ratio

CSR – Cohort Survival Rate  
 CR - Completion Rate  
 SLR - School Leaver Rate

NAT - National Achievement Test  
 DR - Drop out Rate  
 RR - Retention Rate

ALS - Alternative Learning System  
 A&E - Acceleration & Equivalency Test

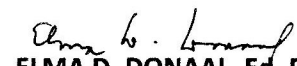
Prepared by:


  
**JIMMYS S. SANTOS**  
 Administrative Aide IV

  
**OLIVIA O. GOMEZ**  
 Planning Officer III

  
**REYNALYN T. PADSOYAN**  
 Senior Education Program Specialist-Planning & Research

Noted:

  
**ELMA D. DONAAL, Ed. D.**  
 Chief Education Supervisor  
 School Governance Operation Division

Recommending Approval:  
  
**ATTY. AUGUSTIN P. LABAN III**  
 Attorney III  
 OIC- ASDS

Approved:  
  
**FRANCIS CESAR B. BRINGAS, CESO VI**  
 Schools Division Superintendent