




Republic of the Philippines
Department of Education
Cordillera Administrative Region
SCHOOLS DIVISION OF BAGUIO CITY
82 Military Cut-off Road, Baguio




DIVISION MEMORANDUM

No. 573, s. 2019

**BASIC EDUCATION INFORMATION SYSTEM (BEIS)
SCHOOL PROFILE UPLOADING FACILITY**

**To : Public Schools District Supervisors
Public Elementary and Secondary School Heads
Public School LIS Coordinators**

1. The field is informed that the facility for **Uploading School Profile for Public Schools** is now available as of October 31, 2019.
2. All Public Schools are required to download the appropriate template based on School's Curricular Offering Classification (COC) and upload it at <http://beis.deped.gov.ph> once it has been accomplished.
3. Enclosure No. 1 of this memorandum is the User Guide of the facility.
4. For technical assistance on issues and concerns, refer to Schools Governance and Operations Division (SGOD) - Planning and Research through email at planresearchbaguio@gmail.com with subject title: LIS/BEIS-Request for TA_(School Name) or via telephone at (074) 446-6738.
5. For immediate dissemination and strict compliance.


MARIE CAROLYN B. VERANO, CESO VI
Schools Division Superintendent



MEMORANDUM

October 31, 2019

**SCHOOL PROFILE EVALUATION SYSTEM (SPELTS)
BASIC EDUCATION INFORMATION SYSTEM (BEIS)**

To: Public Schools District Supervisor
Public Elementary and Secondary School Heads
Public School Unit Coordinator

1. The field is informed that the faculty for planning school Profile for Public Schools is now available as of October 31, 2019.
2. All Public Schools are required to download the appropriate template based on School's Curriculum Delivery Classification (CDC) and upload it at <https://speelts.deped.gov.ph> once it has been accomplished.
3. Enclosure No. 1 of this memorandum is the User Guide of the facility.
4. For technical assistance on issues and concerns refer to network Governance and Operations Division (SOOD) - Planning and Research through email at planningresearch@deped.gov.ph with subject line: BEIS-Request for TA_School Profile or via telephone at 074-114-738.
5. For more details mention and contact details.

MARIE CAROLYN B. TERANO-CERON
School Division Supervisor

Enclosure No. 1 to Division Memorandum No. 173, s. 2019

BEIS Uploading: School Profile Facility

SCHOOL PROFILE FACILITY

A facility that will allow the following:

A. For School

- a. Download the appropriate template based on school's COC
- b. Upload the downloaded template to submit school profile

B. For Divisions and Regions

- a. Monitor schools who have already uploaded their school profile.

C. New form names based on school's COC

- a. *Public Elementary* - GESPV2019.10.31
- b. *Public Junior High School* - GJHSPV2019.10.31
- c. *Public Senior High School* - GSHSPV2019.10.31
- d. *Private Schools* - PSPV2019.10.31
- e. *SUC/LUC Schools* - SLUCV2019.10.31

THE GUIDELINES

- A. Only the **School Head** user account will be able to download the **School Profile template** and upload it once it has been accomplished.
- B. Only template/s downloaded from the BEIS website can be uploaded.
- C. Users can upload their accomplished School Profile template as many times as needed; however, only data from the latest uploaded version will be saved in the database.
- D. User can change the file name of the template.
- E. Template/s available for downloading will be based on the school's COCs.
- F. **Fill in the white cells only.**
- G. The system will allow uploading of template with incomplete data. Any blank data cells (with numeric value) will be converted to zero (0) in the database

H. Fill out data cells manually. **Strictly no using of copy and paste, cut and paste, or drag and drop.**

I. Data cells requiring numeric values:

a. Input whole number for data cells requiring **whole number**.

Example: Age profile.

Table 8. SHS LEARNERS WITH DISABILITIES (LWDs) AGE PROFILE DATA, SY 2019-2020 (As of June 30, 2019)

Age	Grade 11		Grade 12		TOTAL (Grades 11-12)	
	Male	Female	Male	Female	Male	Female
Below 15	5				5	0
15	5				5	0
16	5				5	0
17	5				5	0
18	5				5	0
19	5				5	0
20	5				5	0
21	5				5	0
22	5				5	0
23	5				5	0
24	5				5	0
25 & Above	5				5	0
TOTAL	60	0	0	0	60	0

b. Input decimal numbers for data cells requiring **decimal numbers**. Example: Amount

Table 24. MOOE ALLOCATION, UTILIZATION AND LIQUIDATION FROM JANUARY 2018 TO DECEMBER 2018

MOOE	Amount in PhP
Allocation	50000.10
Utilization	50000.00
Liquidation	50000.00

- Maintenance and Other Operating Expenses (MOOE)** - is the allocated funds for public elementary and secondary schools that can be spent on activities and necessities (i.e. electricity and water) that support learning programs and help maintain a safe and healthy environment in schools.
- MOOE Allocation** - refers to the MOOE provided for the previous fiscal year.
- MOOE Utilization** - refers to the amount of MOOE utilized from the MOOE allocation of the previous fiscal year.
- MOOE Liquidation** - refers to the amount of MOOE liquidated from the MOOE utilized from the MOOE allocation of the previous fiscal year.

- J. Checkboxes options:**
- Any checkbox options where “Yes” and “No” options were both selected, this will be considered as “Yes”

1. Are there internet service providers in the area? Yes No

- For checkbox options with related data fields, if “Yes” is selected, related field/s must be filled in with value greater than 0.

Box 1. LEARNING ACTION CELL (LAC) SESSION, SY 2019-2020
(Please provide appropriate answers)

1. Do you conduct LAC Session/s in your school Yes No

If Yes, indicate the number of LAC Session/s conducted:

1.a. Conducted last SY 2018-2019

1.b. Planned to be conducted this SY 2019-2020

- If both “Yes” and “No” options are not selected, this will be treated automatically as “No”

Box 2. ACTION RESEARCH, SY 2019-2020
(Please provide appropriate answers)

1. Do you conduct Action Research in your school? Yes No

If Yes, indicate the number of Action Research conducted:

1.a. Completed last SY 2018-2019

1.b. On-going

1.c. To be conducted

K. Dates can be inputted as text (i.e., Oct. 30, 2019 or 10/30/2019, 10 30 2019)

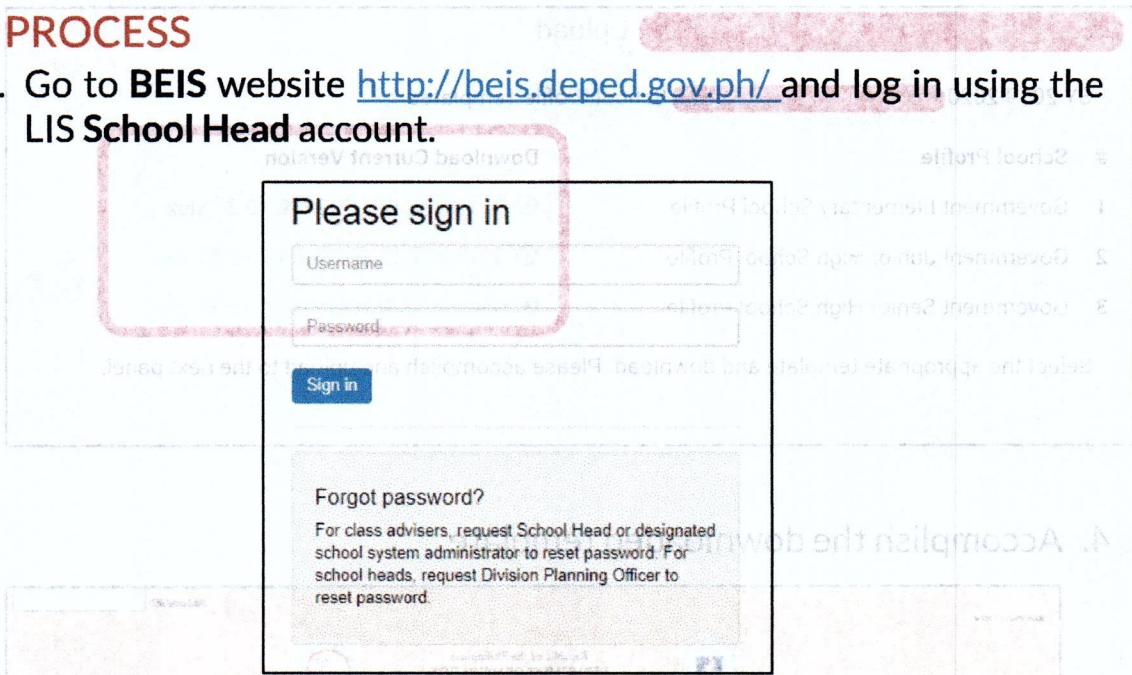
L. Observe validation on data cells. Example:

Table	Remarks
SchInfo	School ID inputted in the template will be check based on the School ID associated in the user account.
Table 6 (GESP Form) Table 4 (GJHSP Form)	Number of classes should be less than the total enrolment.
Table 14 (GESP Form) Table 12 (GJHSP Form)	Column 12 must tally in entries in Column 2

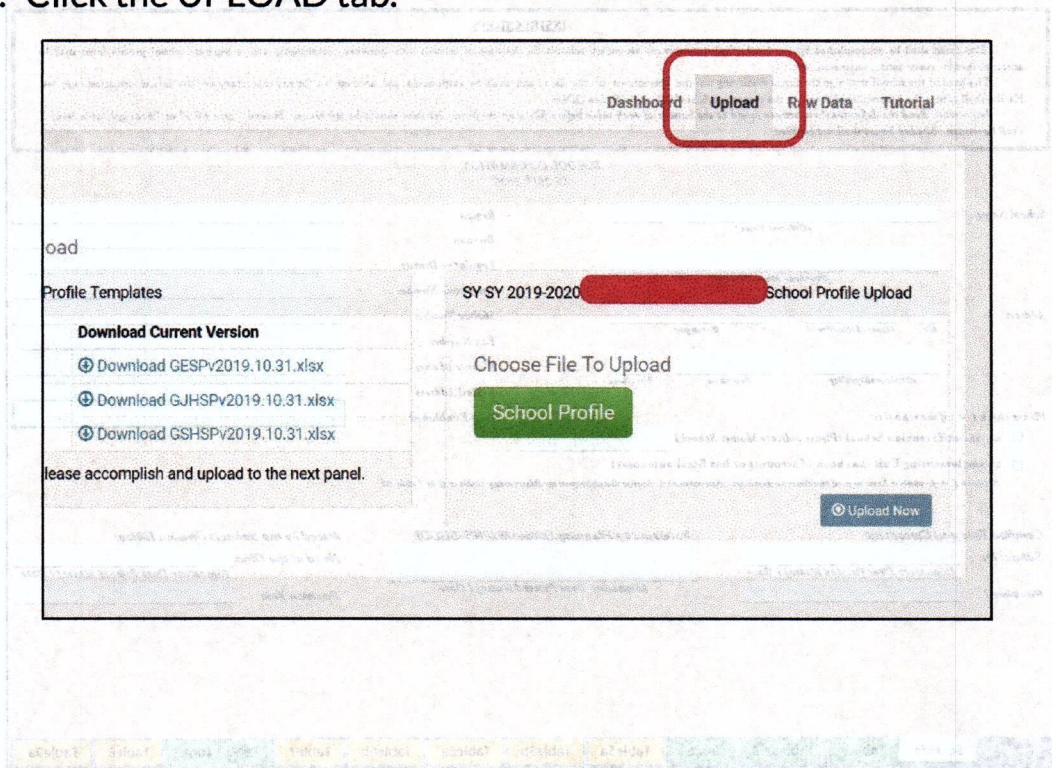
The screenshot shows a form with several sections. A red box highlights a specific input field, likely related to the validation rules mentioned in the table above. The form contains text such as 'Do you conduct Action Research in your school?' and 'If Yes, indicate the number of Action Research conducted'. There are also checkboxes and a dropdown menu visible in the highlighted area.

THE PROCESS

1. Go to **BEIS** website <http://beis.deped.gov.ph/> and log in using the LIS School Head account.



2. Click the **UPLOAD** tab.



3. Download the School Profile template/s

Upload

SY 2019-2020 School Profile Templates

#	School Profile	Download Current Version
1	Government Elementary School Profile	Download GESPV2019.10.31.xlsx
2	Government Junior High School Profile	Download GJHSPV2019.10.31.xlsx
3	Government Senior High School Profile	Download GSHSPV2019.10.31.xlsx

Select the appropriate template and download. Please accomplish and upload to the next panel.

4. Accomplish the downloaded template

School ID: _____

Republic of the Philippines
 DEPARTMENT OF EDUCATION
 PLANNING SERVICE
 Education Management Information System Division

GOVERNMENT SENIOR HIGH SCHOOL (SHS) PROFILE

INSTRUCTIONS

This form shall be accomplished by the head of all government secondary schools. In the case of schools with annexes, extensions, etc., a separate school profile form shall be accomplished by every annex, extension, etc.

The head of the school shall sign the forms certifying to the correctness of the data, and shall be responsible and accountable for any inaccuracy or false data information reported. He/She shall submit the accomplished forms to the respective Schools Division Office (SDO).

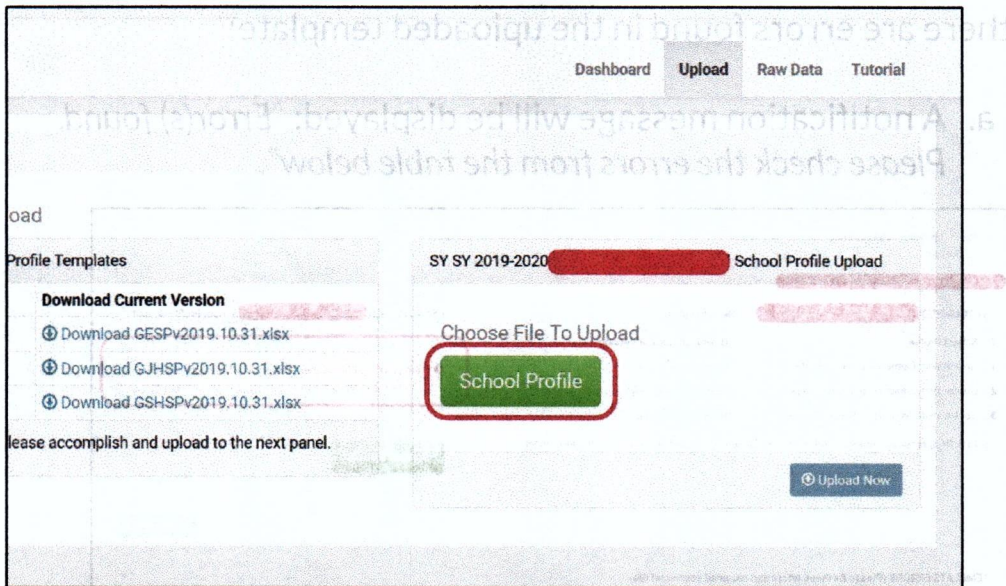
Important: Read the definitions/instructions found at the bottom of each table before filling up the form. No item should be left blank. Instead, "zero (0)" or "not applicable (n/a)" shall be written. Shaded boxes shall not be filled.

SCHOOL INFORMATION
SY 2019-2020

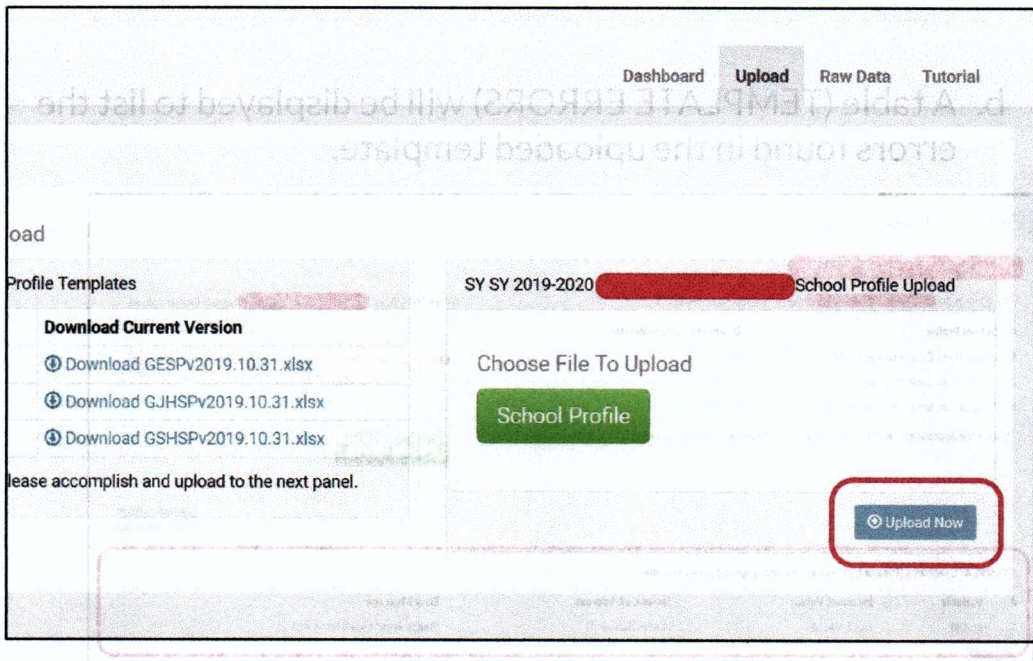
<p>School Name : _____ <i>(Official Name)</i></p> <p>_____ <i>(Previous Name, if any)</i></p> <p>Address : _____ No. _____ Street/Village/Purok _____ Barangay _____ Municipality/City _____ Province _____ Zip Code _____</p> <p>Please check (✓) if the school is: <input type="checkbox"/> an Annex/Extension School (Please indicate Mother School) _____ <input type="checkbox"/> an Implementing Unit (has book of accounts or has fiscal autonomy) <i>If check (✓), should have copy of the finance position: Accountant I, Senior Bookkeeper or Disbursing Officer II in Table 10.</i></p> <p>Certified True and Correct by: _____ School No. : _____ <i>(Signature Over Printed Name) / Date</i></p> <p>Position : _____</p>	<p>Region : _____</p> <p>Division : _____</p> <p>Legislative District : _____</p> <p>Telephone Number : _____</p> <p>Mobile Number : _____</p> <p>Fax Number : _____</p> <p>Website (if any) : _____</p> <p>E-Mail Address : _____</p> <p>Date Established : _____</p> <p>Validated by Planning Officer III (PRS-SGDD): _____ <i>(Signature Over Printed Name) / Date</i></p> <p>Noted by the Schools Division Office: Head of the Office: _____ <i>(Signature Over Printed Name) / Date</i></p> <p>Position Title : _____</p>
--	--

SchInfo Table1 Tables2-3 Table4 Table5a Table5b Table6a Table6b Table7 Table7 cont. Table8 Table9a

5. Click the School Profile button to search for the file to be uploaded.



6. Click the **UPLOAD NOW** button



If there are errors found in the uploaded template:

- a. A notification message will be displayed: *“Error(s) found. Please check the errors from the table below”*.

The screenshot shows the 'School Profile Upload' section of the LIS interface. A red-bordered box highlights a notification message that reads: "Error(s) found. Please check the errors from the table below...". Below this message is a table titled "TEMPLATE ERRORS (Please fix these errors and reupload your excel file)".

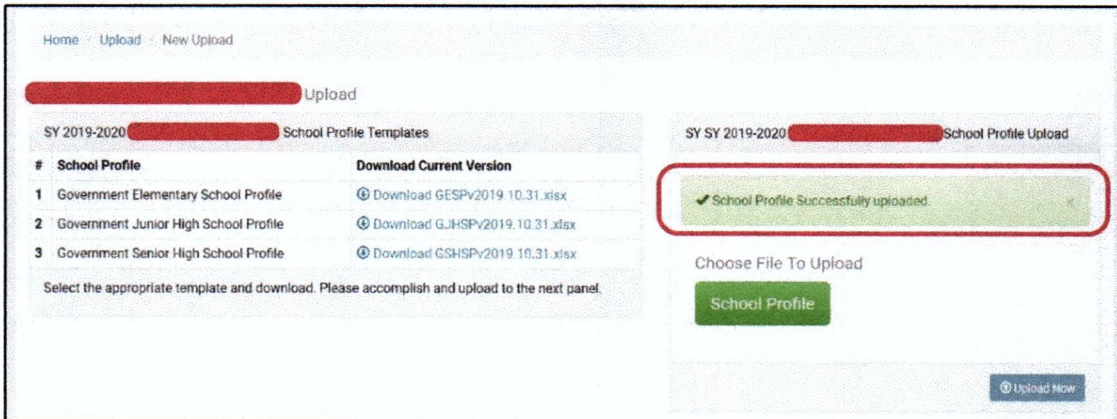
#	Variable	Incorrect Values	Sheet/Cell Address	Error Message
1	sch_id	NULL VALUE	BLANK School ID	Please enter a valid School ID

- b. A table (TEMPLATE ERRORS) will be displayed to list the errors found in the uploaded template.

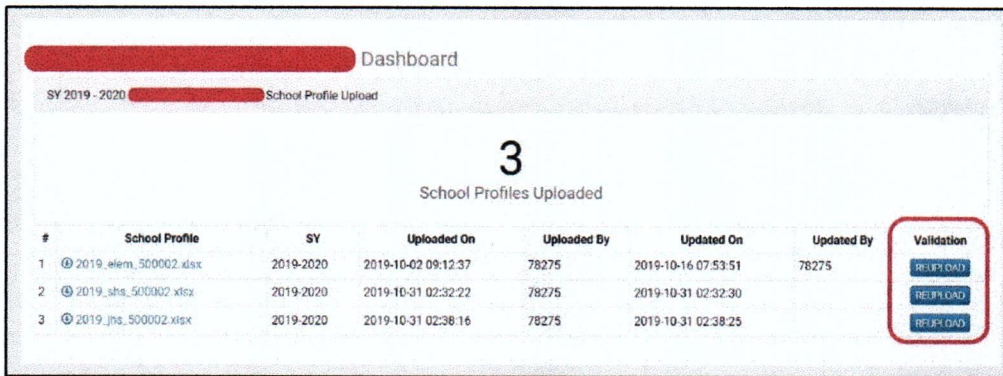
This screenshot is similar to the one above, but a red-bordered box highlights the "TEMPLATE ERRORS" table at the bottom of the page. The table contains the same error information as in the previous screenshot.

#	Variable	Incorrect Values	Sheet/Cell Address	Error Message
1	sch_id	NULL VALUE	BLANK School ID	Please enter a valid School ID

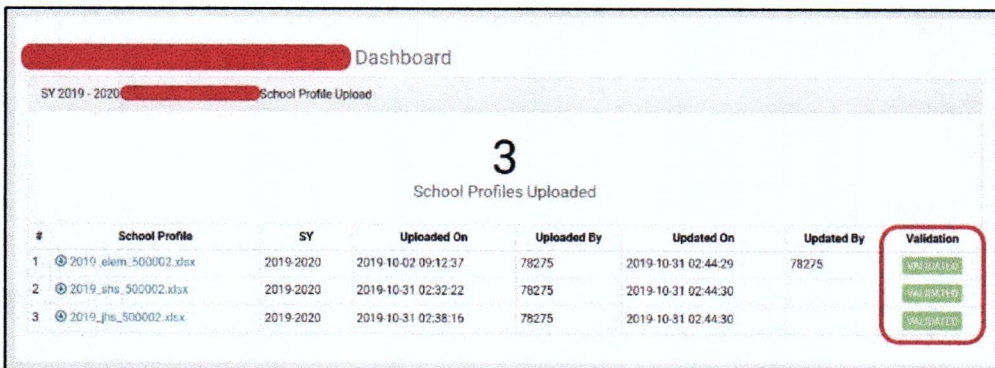
If the uploaded template has no errors, a *“School Profile Successfully uploaded”* notification message will be displayed.



7. To view/download the uploaded template/s, click the Dashboard tab. Then click the template’s name under School Profile column.




School can no longer upload the school profile template/s once it has been validated by the Division Planning Officer (DPO).




For reversion request, kindly contact your respective DPO.


For reversion request kindly contact your respective DPO



has been validated by the Division Planning Officer (DPO) school can no longer upload the school profile template once it



tab. Then click the template's name under School Profile column. To view/download the uploaded templates, click the Dashboard



uploaded" notification message will be displayed.

If the uploaded template has no errors, a "School Profile Successfully