




Republic of the Philippines
Department of Education
Cordillera Administrative Region
SCHOOLS DIVISION OFFICE OF BAGUIO CITY



November 3, 2020


DIVISION MEMORANDUM


No. 406 series 2020

2021 Maintenance and Other Operating Expenses (MOOE) Allocation for Schools and Submission of 2021 Work and Financial Plan

To: Public Schools District Supervisors
Public Elementary School Heads
Public Secondary School Heads
All Other Concerned

1. In view of the issuance of the 2021 National Expenditure Program (NEP) and with DM-PHROD-2020-00343 entitled General Instructions of FY 2021 Post Planning, which aims to synchronize, align and finalize to operational plans, intervention and process across governance levels, all schools (Implementing and Non-Implementing Units) are hereby instructed to finalize their respective 2021 Work and Financial Plan on or before 10 November 2020.
2. There will be an orientation on the crafting of the 2021 WFP on 05 November 2020 at 9:00AM via google meet. Link will be announced prior to the scheduled orientation.
3. Enclosure of this memorandum are the 2021 WFP Template and 2021 MOOE Allocation per school.
4. Wide dissemination of this memorandum is desired.


MARIE CAROLYN B. VERANO, CESO V
Schools Division Superintendent

11-4-20 

**2021 MOOE ALLOCATION
ELEMENTARY SCHOOLS**

| | NON-IUs | TOTAL MOOE |
|----|-----------------------------------------------|------------|
| 1 | Adiwang Elementary School | 362,000 |
| 2 | Aguinaldo Elementary School | 746,000 |
| 3 | Alfonso Tabora ES | 392,000 |
| 4 | Apolinario Mabini ES | 1,439,000 |
| 5 | Baguio Central school | 2,123,000 |
| 6 | Baguio Country Club Village Elementary School | 259,000 |
| 7 | Bakakeng Elementary School | 620,000 |
| 8 | Bonifacio Elementary school | 739,000 |
| 9 | Brookspoint Elementary School | 296,000 |
| 10 | Camp 7 Elementary School | 446,000 |
| 11 | Crystal Cave Elementary School | 410,000 |
| 12 | Dominican-Mirador Elementary School | 450,000 |
| 13 | Don Mariano Marcos Elementary School | 434,000 |
| 14 | Dona Aurora Elementary School | 1,010,000 |
| 15 | Dona Aurora H. Bueno Elementary School | 567,000 |
| 16 | Doña Nicasia Puyat ES | 498,000 |
| 17 | Dontogan Elementary School | 610,000 |
| 18 | Elpidio R. Quirino Elementary School | 1,004,000 |
| 19 | Fairview Elementary School | 251,000 |
| 20 | Fort del Pilar Elementary School | 1,027,000 |
| 21 | Gibraltar Elementary School | 438,000 |
| 22 | Happy Hollow Elementary School | 283,000 |
| 23 | Holy Ghost Extension ES | 306,000 |
| 24 | Irisan Elementary School | 416,000 |
| 25 | Jose P. Laurel Elementary School | 450,000 |
| 26 | Josefa Cariño Elementary School | 1,277,000 |
| 27 | Kias Elementary School | 474,000 |
| 28 | Lindawan Elementary School | 351,000 |
| 29 | Loakan Elementary School | 796,000 |
| 30 | Lucban Elementary school | 1,965,000 |
| 31 | Magsaysay Elementary School | 469,000 |
| 32 | Manuel A. Roxas Elementary School | 829,000 |
| 33 | Manuel L. Quezon Elementary School | 798,000 |
| 34 | Pacday Quinio Elementary School | 736,000 |
| 35 | Pinget Elementary School | 618,000 |
| 36 | Pinsao Elementary School | 560,000 |
| 37 | Quezon Hill Elementary School | 1,211,000 |
| 38 | Quirino Hill ES | 476,000 |
| 39 | Rizal Elementary School | 1,188,000 |
| 40 | San Carlos Heights Elementary School | 590,000 |
| 41 | San Luis Elementary School | 417,000 |
| 42 | San Vicente Elementary School | 735,000 |
| 43 | SPED Center (FL) | 747,000 |
| 44 | Springhills Elementary School | 315,000 |
| 45 | Sto. Tomas Elementary School | 356,000 |

**2021 MOOE ALLOCATION
JUNIOR HIGH SCHOOL (Non-Implementing Units)**

| NON-IUs | TOTAL MOOE |
|---------------------------------------------------------|------------|
| Bakakeng National High School | 566 |
| Doña Aurora National High School | 1,034 |
| Baguio City National High School - Fort del Pilar Annex | 1,013 |
| Happy Hollow National High School | 371 |
| Lindawan National High School | 433 |
| Rizal National High School | 1,209 |
| San Vicente National High School | 940 |
| Sto. Tomas National High School | 741 |
| Baguio City National Science High School | 1,618 |
| Baguio City National High School - Hillside Extension | 474 |
| Joaquin Smith National High School | 1,129 |
| Dominican-Mirador National High School | 468 |
| Pinget National High School | 865 |
| Quezon Hill National High School | 985 |
| Pinsao National High School | 868 |

2021 MOOE ALLOCATION
JUNIOR HIGH SCHOOL (Implementing Units)

| OPERATING UNIT | TOTAL MOOE |
|------------------------------------|-------------------|
| Baguio City National High School | 9,141,000 |
| Guisad Valley National High School | 1,585,000 |
| Irisan National High School | 1,714,000 |
| Magsaysay National High School | 1,465,000 |
| Mil-an National High School | 1,417,000 |
| Pines City National High School | 2,832,000 |
| Roxas National High School | 930,000 |
| | |

2021 MOOE Allocation
SENIOR HIGH SCHOOL

| SCHOOL | AMOUNT |
|------------------------------------------|---------------|
| Baguio City National High School | 2,079,000 |
| Guisad Valley National High School | 568,000 |
| Irisan National High School | 150,000 |
| Mil-an National High School | 188,000 |
| Pines City National High School | 568,000 |
| San Vicente National High School | 150,000 |
| Sto. Tomas National High School | 150,000 |
| Baguio City National Science High School | 900,000 |
| Joaquin Smith National High School | 150,000 |