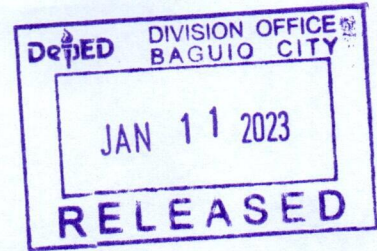




Republic of the Philippines  
**Department of Education**  
Cordillera Administrative Region  
**SCHOOLS DIVISION OF BAGUIO CITY**



January 11, 2023

**DIVISION MEMORANDUM**

No. 010, S. 2023

**ADMINISTRATION OF THE REGIONAL ASSESSMENT TEST (RAT)**

To : Public Schools District Supervisors  
Education Program Supervisors  
Public Secondary School Heads  
All others concerned

1. DepEd CAR, through the Curriculum and Learning Management Division (CLMD) shall administer the 2022 Regional Assessment Test among grade 7 and grade 11 learners and ALS elementary and junior high school completers on January 17-20, 2023. Anent this, the following activities shall be conducted:

Date	Activities	Link
January 13, 2023	RAT Orientation @ 8:30-11:30 AM	To be sent through official GC
January 17, 2023 January 18, 2023	RAT Grade 7 Batch 1 RAT Grade 7 Batch 2	To be sent through official GC
January 19, 2023 January 20, 2023	RAT Grade 11 Batch 1 RAT Grade 11 Batch 2	To be sent through official GC

2. Attached are the guidelines in the administration of the 2022 Regional Assessment Test.
3. Immediate and wide dissemination of this Memorandum is desired.

**FEDERICO P. MARTIN, EdD, CEdd, CESO V**  
Schools Division Superintendent



"HANDANG MAG SERBISYO"

Address: No. 82 Military Cut-off Road, Baguio city  
Telephone/Fax: 074-442-4326 / 074-442-7819 | Email: depedbaguio@gmail.com  
Website: www.depedpines.com | Facebook Page: facebook.com/DepedTayoBaguioCity



Registration Number: RU-19.2560.026  
Issued on December 27, 2019



## **Guidelines in the Administration of the 2022 Regional Assessment Test**

The guidelines in the administration of the 2022 Regional Assessment Test (RAT) will adapt the provisions as stipulated in Regional Memorandum No. 146, s. 2020 with the following revisions and additional guidelines:

### **1. Test Takers**

The RAT shall be administered to Cordillera learners in Grades 7 and 11 in the regular and science programs in public schools and ALS elementary and junior high school completers.

### **2. Mode of Administration and Target Schools/Learning Centers**

The RAT is an online school-based test. Thus, all public secondary schools and community learning centers (CLCs) equipped with computer units with stable internet connection are the target schools and CLCs.

### **3. Schedule of Administration**

For the administration of the 2022 RAT, it shall be decided during the orientation of the division testing coordinators and ALS division focal persons.

### **4. Number of Examinees per Testing Room**

The number of examinees per testing room will be dependent on the availability of computer units per testing room. Examinees per grade/category shall be alphabetically arranged in the whole school regardless of gender.

### **5. Testing Procedure**

#### **a. Before the start of the test**

- i. The schools division office (SDO) through the DTC shall submit to the regional office the list of participating schools/centers through the RAT focal person. Please see **Annex A** for the template for the list of participating schools/centers
- ii. The regional RAT focal person shall assign a unique DepEd email address and password to each school or CLC and send these email addresses and passwords to the DTC.
- iii. The DTC shall be in-charge of the distribution of the unique DepEd email address and password to the school testing coordinator (STC).
- iv. On the day of the test, the STC shall log-in in each computer unit using the unique DepEd email address and password and open the email containing the testing link for each subject.

Note: The examinee shall not be the one to open the email. Only the unique DepEd email address shall be shared with the examinees because they need this to complete the required entries in the **Examinee Personal Information** section of the test.

- v. Only after all the computer units are ready for the testing that the STC may allow entry of examinees into the testing room. Please see **Annex B** for the procedures in accessing the test links.



- b. During the test proper
  - i. The STC orients the examinees in opening and closing of the test links.
  - ii. The STC ensures that each examinee is able to submit his or her answers before closing the test link.
  - iii. The STC supervises the conduct of the test.
- c. After the test
  - i. The STC, chief examiner, and DTC accomplish the online monitoring and evaluation report.

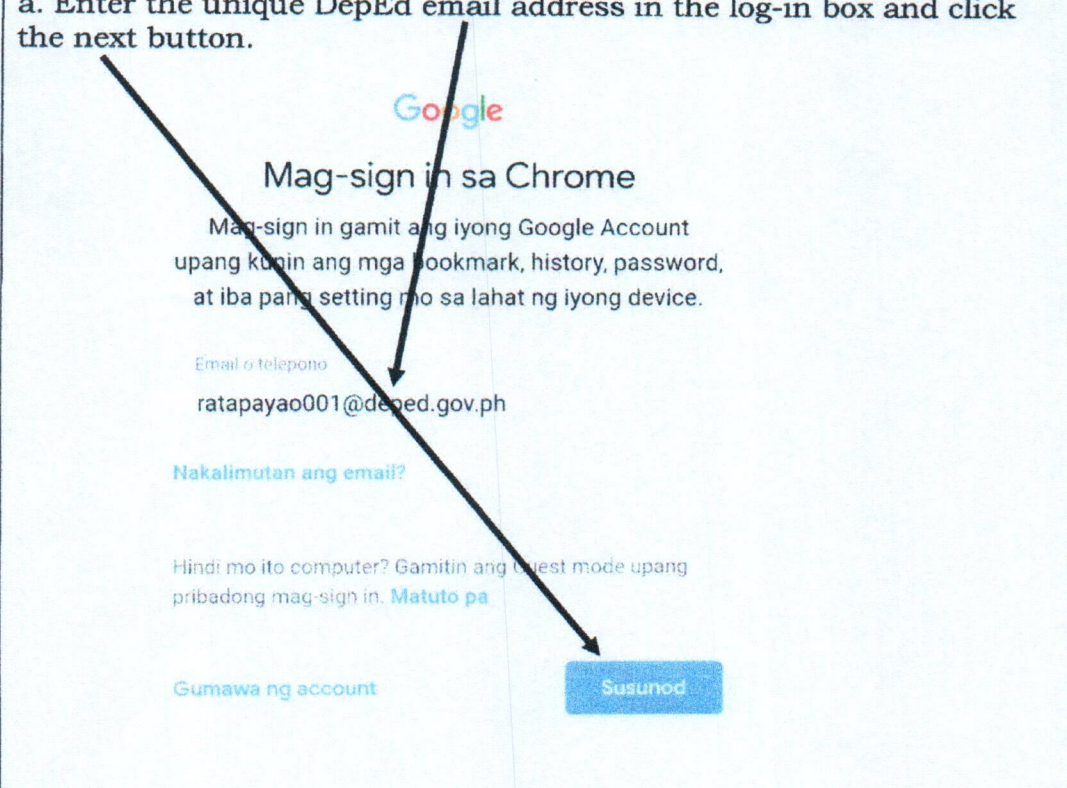
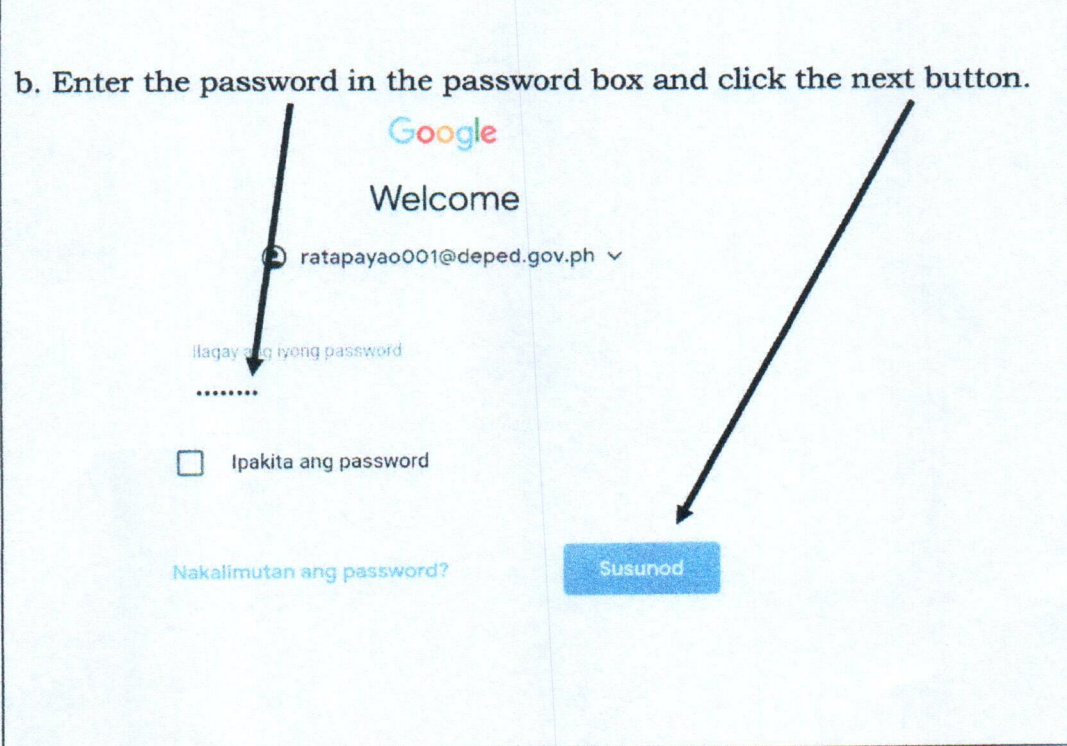
Link: <https://tinyurl.com/OnlineMandE2022RAT>

- ii. RAT focal person removes access to the test links.



## Annex B

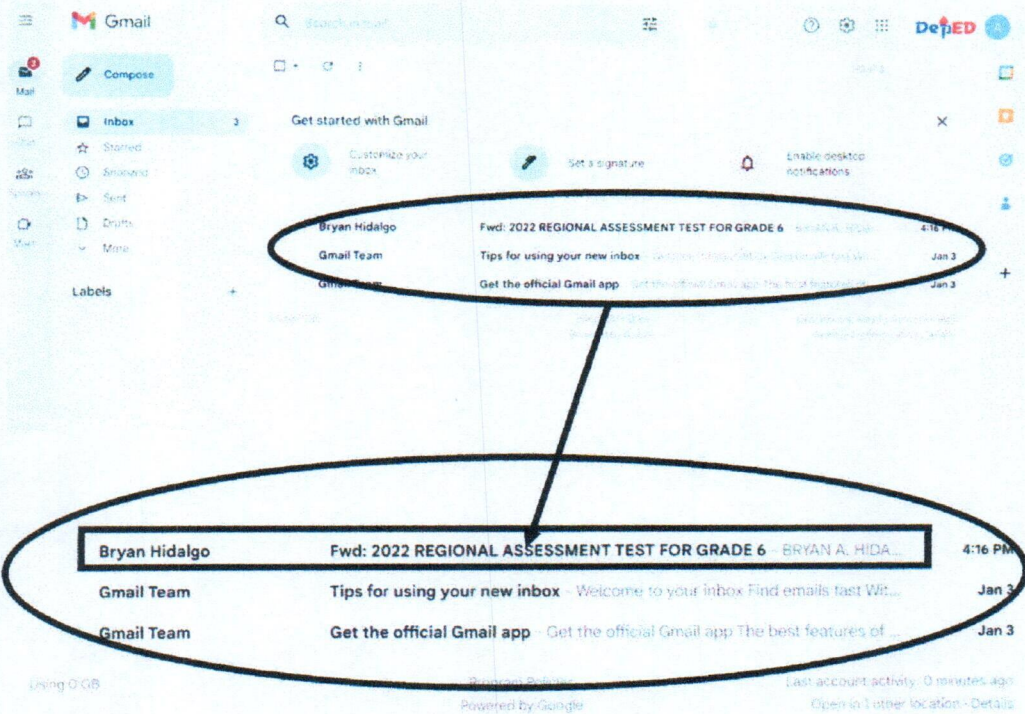
### Procedures in Accessing the Regional Assessment Test

Step 1	<p>The STC shall sign-in to Gmail using the unique DepEd email address and password assigned to his or her school.</p> <p>a. Enter the unique DepEd email address in the log-in box and click the next button.</p>  <p>b. Enter the password in the password box and click the next button.</p> 
--------	---



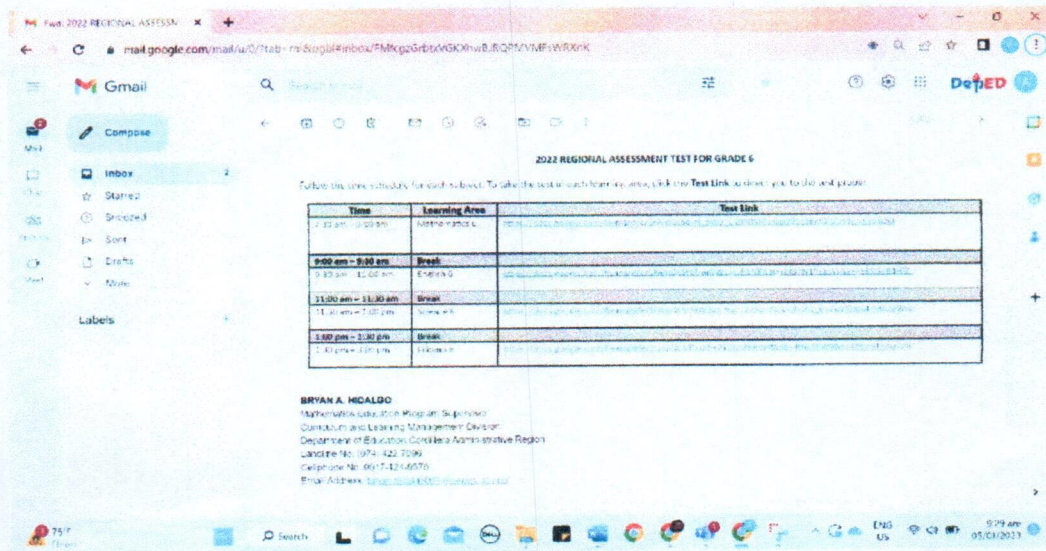
**Step 2**

After entering the correct unique DepEd email address and password, the Gmail window appears. In the **Inbox**, search for the email letter with subject title corresponding to the examinee category. For example, for grade 7/ALS elementary completer examinee, the subject title is **2022 REGIONAL ASSESSMENT TEST FOR GRADE 6** while **2022 REGIONAL ASSESSMENT TEST FOR GRADE 10** for grade 11/ALS JHS completer examinee.



**Step 3**

Clicking the email letter corresponding to the examinee category will let the STC view the email message containing the different testing links for all the learning areas.





Step 4

To view the test in a particular subject, click the test link in the row that corresponds to that subject. For example, to view the test in Mathematics 6, click the test link that is in the row where the subject Mathematics 6 is also located.

2022 REGIONAL ASSESSMENT TEST FOR GRADE 6

Follow the time schedule for each subject. To take the test in each learning area, click the **Test Link** to direct you to the test proper.

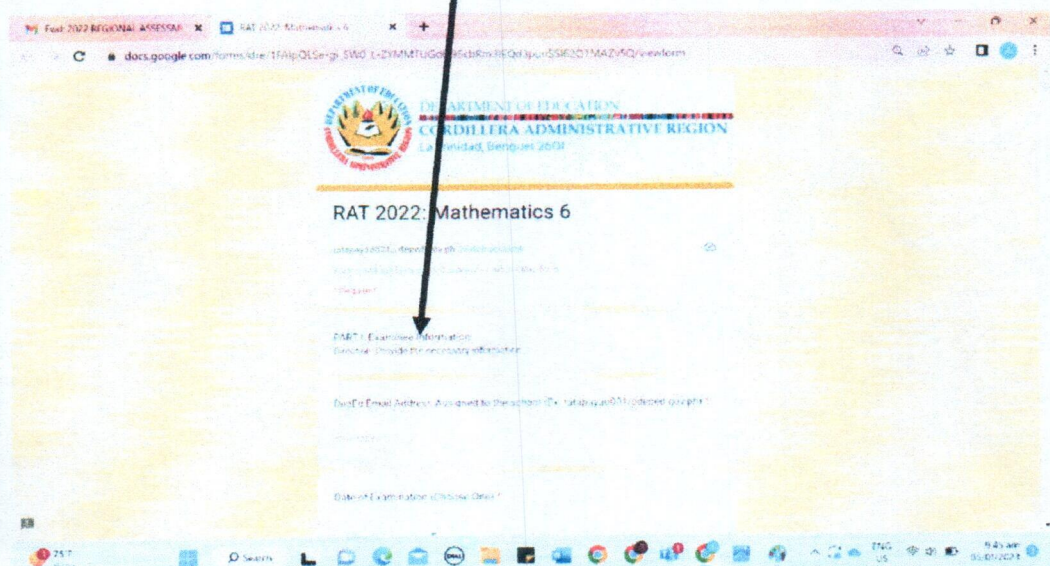
Time	Learning Area	Test Link
7:30 am – 9:00 am	Mathematics 6	<a href="https://docs.google.com/forms/d/e/1FAIpQLSe-gl_SW0_L_ZYMMTUgD95cbRn3-EDd3ouN58r1MAZy5D/viewform">https://docs.google.com/forms/d/e/1FAIpQLSe-gl_SW0_L_ZYMMTUgD95cbRn3-EDd3ouN58r1MAZy5D/viewform</a>
<b>9:00 am – 9:30 am</b>	<b>Break</b>	
9:30 am – 11:00 am	English 6	<a href="https://docs.google.com/forms/d/e/1FAIpQLSeDT_mCW1vvR1NRK3ieYh137B1PebWwSVH585G/viewform">https://docs.google.com/forms/d/e/1FAIpQLSeDT_mCW1vvR1NRK3ieYh137B1PebWwSVH585G/viewform</a>
<b>11:00 am – 11:30 am</b>	<b>Break</b>	
11:30 am – 1:00 pm	Science 6	<a href="https://docs.google.com/forms/d/e/1FAIpQLScPIW4do7em1Z27vnAUV7Jm3Q_Yn7uV3HwvHf/viewform">https://docs.google.com/forms/d/e/1FAIpQLScPIW4do7em1Z27vnAUV7Jm3Q_Yn7uV3HwvHf/viewform</a>
<b>1:00 pm – 1:30 pm</b>	<b>Break</b>	
1:30 pm – 3:00 pm	Filipino 6	<a href="https://docs.google.com/forms/d/e/1FAIpQLSdGidda2Y3r12694VWwW...fNc3wWm1uK9Sc5Tf/viewform">https://docs.google.com/forms/d/e/1FAIpQLSdGidda2Y3r12694VWwW...fNc3wWm1uK9Sc5Tf/viewform</a>

Step 5

The test is composed of two parts: **Part I: Examinee Information** and **Part II: Test Proper**.


a. Examinee fills-out the **Part I of the Test**. For part I, the examinee information needed are the following:

- i. Unique DepEd email address assigned to the school
- ii. Date of Examination
- iii. Family Name/Surname of Examinee
- iv. Given Name/First Name of Examinee
- v. Middle Name of Examinee
- vi. Learner Reference Number
- vii. Division
- viii. Sex
- ix. Name of School
- x. School ID
- xi. Name of School Testing Coordinator



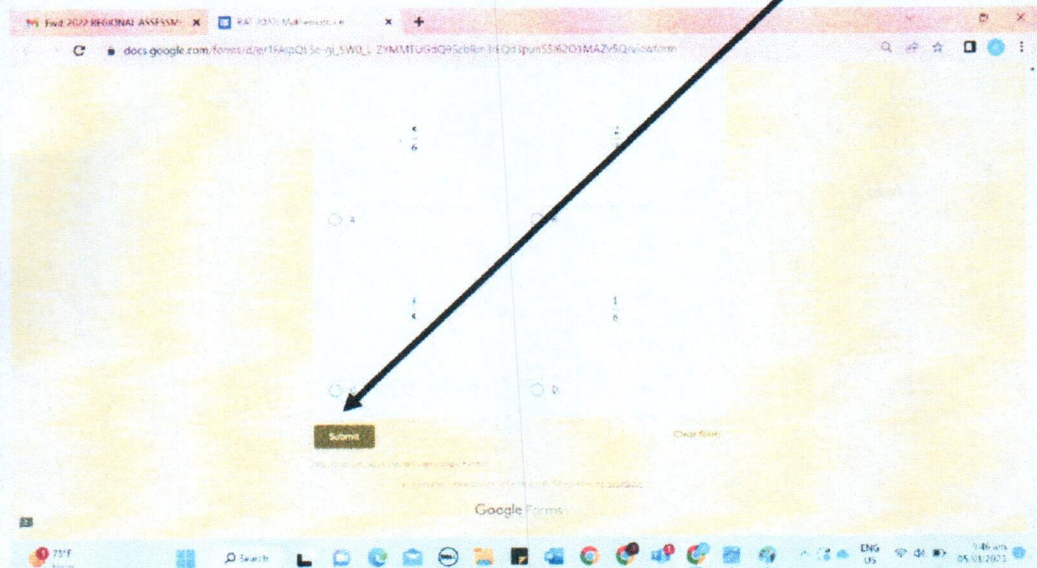


b. Examinee answers the **Part II** of the test.



Step 6

After the examinee is finished with the test, click the **submit button** to submit the examinee's answers to the test and to end the test for that particular subject area.



Note: The examinee's answers cannot be submitted if there is one or more items left unanswered in both Part I and Part II.